

PGRS TRACKIN'

A stylized green steam locomotive with yellow accents is positioned on a set of brown tracks that recede into the distance. The locomotive is facing forward, and its front is partially obscured by the large letters of the title.

Newsletter of the Piedmont Garden Railway Society

April 2022

Editor: Scott Williams

Spring has Sprung!!



oo-000-oo

The portable modular train layout the PGRS has been taking around to train shows is now for sale. Pete Gendron asked me to post that in the newsletter. It's exceptionally well built and would be nice for someone who wants a layout they could easily store but be able to move to places to run a train and then store it back in a basement or garage.

You can contact Fran Monahan or Pete Gendron about the layout at:

Pete9134@ gmail.com

Margemonaham2@gmail.com

oo-000-oo

A neat video clip of the restored #1309 Challenger locomotive pulling in to the Frostburg MD station:

<https://www.facebook.com/groups/1166077943472361/permalink/5034070310006419/?sfnsn=mo&ref=share>

oo-000-oo

Kevin Strong posted on GR News Facebook page:

He said his book on building a garden layout is now out of print but he says it can be viewed for free in PDF form at this URL. I downloaded the PDF and now have the entire book on my hard drive for FREE.


Here's the link below:

[Garden-Railway-Basics_optimized.pdf \(trains.com\)](#)

Garden
RAILWAYS
BOOKS

GARDEN RAILWAY BASICS

From concept to construction to upkeep



Kevin Strong

Very nice of him to point that out as it's an informative book. I downloaded the PDF to my hard drive and now have my very own copy...for free.

oo-000-oo

Some of you may remember when I did a tutorial on how to build your own robust, low cost train controller. This right here makes it even easier. No solder needed, just wire strippers and a screwdriver.

From G-Scale Graphics.

Pair this with a low cost industrial power supply and you are running trains.

Save yourself hundreds of dollars....

No Frills 10 Amp Track Throttle





No Frills 10 Amp Track Throttle

\$49.00 - \$79.00

No Frills! Just the power you need to control your large scale trains.

Pair with a low cost industrial power supply (purchased separately) or use our AC Power Adapter for a low cost solution to large scale track power.

- No Frills - Just a Speed pot and a Direction Switch
- PWM Output for low speed torque
- Reverse Polarity Protection for input, 10A fuse on output.
- Choose your own DC Power Supply - 7 to 28V

We recommend:

Meanwell LRS-150-24 (24V, 6.5A) for about \$18

For more info on Meanwell power supplies: [click here](#)

or order with our convenient 19.2V, 4.74A AC Power Adapter.

oo-000-oo

As I wrote in the last newsletter, the LGB Mogul I bought from late club member Tony Potter's collection had a few things I have long wanted to change. I removed and replaced the plastic boiler handrails which had drooped with age like limp pasta with metal rods right after I bought it and now, a few years later I finally got around to painting the red boiler jacket and the 'too shiny' brass details to better colors. I also removed the water feed line and painted it copper with a brass fitting. I painted the headlamp and front pilot black as well. I think it now looks much more realistic.

From this:




To this:






When I bought it from Tony's collection it was also missing the water tank cover on the tender. I took an old button, filled the holes with white putty, sanded it, and glued a styrene handle to the top and matched the green paint....Voila'.



oo-000-oo

MEMBER PHOTOS:



Please send any idea, project, photo, something you found surfing on the Internet, etc., no matter how great or small they may be to your newsletter editor. We all love trains so...if it's about trains, and you've got it on your computer, chances are you won't be the only person who might enjoy viewing it.

Send your photos to: srwavl@outlook.com

oo-000-oo

Membership:

Please consider sharing this newsletter with friends who might be interested and if they wish to become members ask them to contact our PGRS Secretary/Treasurer for a membership form.

Don Watson
125 Mistletoe Trail
Hendersonville, NC 28791

docwatson@morrisbb.net

oo-000-oo

Train Lovers Luncheons:

The Asheville Train Lovers Luncheons on every 2nd Thursday of the month at the Post 25 restaurant in Arden, NC at 11:30.


Greater Greenville Train Lovers Luncheons. They are on the first Tuesday of every month at the A&P Restaurant in Greer starting at 11:30 AM.

Columbus Luncheons at Rural Seed are held at 12:00 on the Third Thursday of each month.

oo-000-oo



Businesses associated with our club:

 <i>Garden Railroad Design Old Trains Wanted</i>	<p>Jim's Train Sales O & G Gauge New & Used Trains Jim Hendley Etowah, North Carolina 28729 <i>Lionel, MTH, USA Trains, PIKO, LGB Bridgwerks Power Supplies, Bachmann Split-Jaw Rail Clamps, O & G Gauge Track</i></p> <p>Email: jhh1218@att.net Phone: (828) 891-7570 Fax: (828) 890-3346</p>
--	---

**** Jim Hendley has moved.** To reach him use the following number:

828-333-2523 and if the email above does not work try hendleyjim4@gmail.com

	<p>Peggy Keyes Owner / Chief Conductor RightTrackTrainMuseum@gmail.com 828/625-5551</p>
<p>The Right Track Toy Train Museum A non-profit museum to benefit Pancreatic Cancer research 2414 Memorial Hwy (Rte 64/74) Lake Lure, NC 28746 Find us on Facebook!</p>	

Peggy got in touch in March and sent along this note:

“Hi,

Sorry I have been under the radar for a while. Loosing a daughter (age 58 from metastatic breast cancer) threw me for a loop.

I definitely will open the museum later in the spring but not sure when as I have several family obligations. I hope it will be April 29. It will be open only Friday, Saturday and Sunday from 1PM to 5PM. Everything that is for sale will be 20% off. There is very little G gauge though.

One thing that the loss of my daughter taught me is to not plan too far in the future so I will see what the future brings.

Regards,

Peggy

The PGRS joins me in sending our condolences to Peggy and her family regarding this sad news.

Probably best to call before you plan to visit: 828-289-4429

<https://www.facebook.com/The-Right-Track-Toy-Train-Museum-141291999274246/>

FUTURE PLAN:

2022 - everything that is for sale in the museum - 20% off. Closed Thurs.

2023 - everything that is for sale in the - 30% off. Closed Fri.

2024 - EVERYTHING in the museum 40% off. Closed Sat.

Peggy plans to close the museum at the end of the 2024 season and sell the building.