

# PGRS TRACKIN'



## The Newsletter of the Piedmont Garden Railway Society

**April 2025**

### **EDITOR'S GREETING**

Greetings. TrainFest is arriving this month. Everyone is encouraged to attend, sell off any unneeded items, or make a door prize contribution. I am way behind on my garden railway projects, so the modeling tips section is very brief. I have also hurt my back somehow, so I'm slowed down for a while. Thanks to this month's contributors.



### **OUR CLUB'S MISSION**

**Our mission is to promote and to further the enjoyment of large scale model railroading among its members, their families and their guests, as well as the public at large.**

### **Society Officers**

**Bill Massey – President**  
[coachbillmassey@aol.com](mailto:coachbillmassey@aol.com)  
**Vacant – Vice President**

**Jim Redmond– Secretary / Treasurer**  
[Jim.Redmond@Alumni.Duke.edu](mailto:Jim.Redmond@Alumni.Duke.edu)

#### **BOARD MEMBERS:**

**Jon Bole**  
[Jarabhill@windstream.net](mailto:Jarabhill@windstream.net)  
**Fran Monahan**  
[MargeMonahan2@gmail.com](mailto:MargeMonahan2@gmail.com)  
**Jim Redmond**  
[Jim.Redmond@Alumni.Duke.edu](mailto:Jim.Redmond@Alumni.Duke.edu)  
**Scott Williams**  
[srwavl@outlook.com](mailto:srwavl@outlook.com)  
**Wayne Hamilton**  
[railman1959@aol.com](mailto:railman1959@aol.com)

#### **WEB SITE ADMINISTRATORS**

**Dan Bails**  
[DanBails339@gmail.com](mailto:DanBails339@gmail.com)

#### **NEWSLETTER EDITOR**

**Wayne Hamilton**  
[railman1959@aol.com](mailto:railman1959@aol.com)

#### **SOCIETY WEB PAGE**

[WWW.PIEDMONTGARDENRAILWAY.ORG](http://WWW.PIEDMONTGARDENRAILWAY.ORG)



## **CLUB NEWS**

The PGRS Board met on March 6th. The tentative agenda for our Spring Train Fest is:

April 12, 2025     10 am to 3 pm

### **Lutheridge Camp and Conference Center**

2511 Hendersonville Rd., Arden, NC 28704

- |          |  |                                    |
|----------|--|------------------------------------|
| 10:00 am | REGISTRATION   | coffee/donuts                      |
|          | \$20 Membership dues (2025-2026) collected                                 |                                    |
|          | WELCOME  |                                    |
|          | Member Services/Survey/Election  |                                    |
| 10:15    | EUROPE TRAIN TRAVEL - Jeffrey Meadowcroft                                  |                                    |
| 11:00    | STARTING G GAUGE RAILROAD - 10-minute video                                |                                    |
| 11:15    | SALUDA GRADE OPERATIONS - Larry Morton                                     |                                    |
| 12:00    | LUNCH  | member sales/view door prizes      |
| 12:45    | CONVERTING TRACK POWER TO BATTERY WITH REMOTE - Doc Watson and Bill Davies |                                    |
| 2:00     | APPLE VALLEY MODEL RAILROAD CLUB - Scott Williams and Larry Morton         |                                    |
| 2:15     | GARDEN RAILROAD FUNDAMENTALS   |                                    |
|          | Fran Monahan   | track connections/scale conversion |
|          | Doc Watson   | car customization                  |
|          | Scott Williams   | engine customization               |
|          | Gary Poague  | elevated track                     |
|          | Scott Williams   | Survey review                      |
| 2:45     | DOOR PRIZES  |                                    |
| 3:00     | SCHEDULE NEXT TRAINFEST  |                                    |

## **CLUB NEWS - Continued**

We will be asking all members attending TrainFest to fill out a short survey so we can plan for future events and the newsletter can better serve your needs. If you cannot attend TrainFest, we will e-mail the survey form to you.

Club dues of \$20.00 will be collected at TrainFest for the 2025 year. Exact change or a check is acceptable. If you forget, you can mail in your dues as well to Jim Redmond.

As noted in the agenda, we will be having the election of some club officers. Please consider running for an office. Participation keeps the club alive and we all need to contribute a little time. Thanks for considering a club position.

As always, consider sharing this newsletter with friends who might be interested in our club and if they wish to become members ask them to contact our PGRS Secretary/Treasurer for a membership form or download a form from our website. [Join Us – Piedmont Garden Railway Society](#) or contact:

Jim Redmond  
PGRS Secretary/Treasurer  
14 Fountainview Terrace #202  
Greenville, SC 29607



## **CLUB NEWS Continued**

### **2025 Train Show Calendar reminders:**

**23rd Annual Hickory Train Show** Fri/Sat April 4-5 at the Hickory Metro Center Additional Info @ 828-674-5958 and \$8.00 admission for both days.



### **RAILROAD TRIVIA QUESTION**

Railroads displayed colored lanterns to protect trains. Each color was usually specified in their rule books for a particular reason. What was the general meaning of a blue lantern? The answer is found later in this newsletter.

### **RAIL-FANNING PROTOTYPES TO INSPIRE A GARDEN RAILWAY PROJECT**



The Golden Spike National Historical Park preserves 2,735 acres of land surrounding a 15 mile stretch of the original Transcontinental Railroad. The site is located in a remote valley on the north end of the Great Salt Lake. There is only one paved road that will bring visitors out to the site. We visited the site in July of last year.

On May 10, 1869, two ordinary steam locomotives rolled into Promontory and into history. Their stories span more than 130 years of triumph, tragedy, and loss that culminated in a happy ending right here at the Golden Spike National Historical Park.

## RAILFANNING— Continued

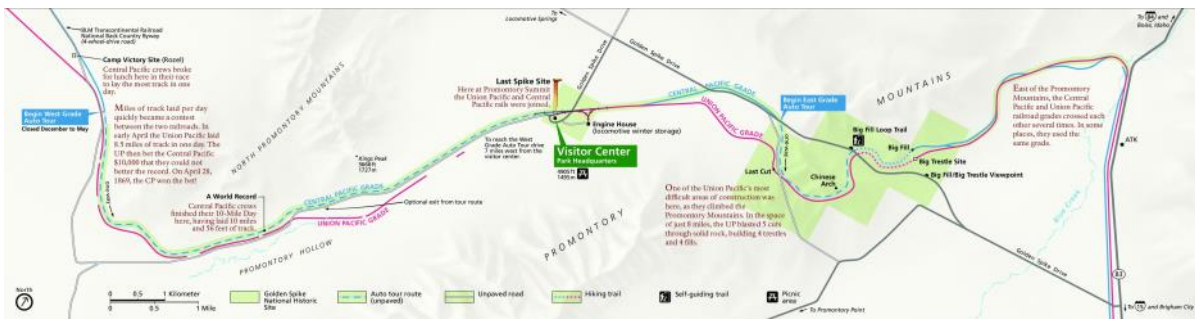
From early May through early October, we have daily ranger programs at Golden Spike National Historical Park. Here, you can see the steam locomotives Jupiter and No. 119. These are replicas of the originals that met at Promontory Summit on May 10th, 1869 for the wedding of the rails ceremony. Locomotives operate daily from May 1st through October 14th, except on boiler wash days. Unfortunately we arrived on one of the boiler wash days, so we were only able to see UP 119 in operation. The visitor's center has numerous displays and artifacts to see.

Golden Spike National Historical Park also provides two unique opportunities to drive along the Transcontinental Railroad grade, allowing visitors to experience what workers and train passengers encountered in the late 1860s.

The East Auto Tour spans two miles and offers views of cuts, fills, and culverts, along with sweeping vistas of the Wasatch Mountains. Meanwhile, the West Auto Tour extends seven miles and features the "10 Miles of Track Laid in One Day" sign, commemorating the Central Pacific Railroad's remarkable achievement of laying 10 miles and 56 feet of track on April 28, 1869.

Each winter, No. 119 and Jupiter must undergo seasonal maintenance in the Engine House. Visitors are allowed to look behind the scenes and see what it takes to maintain two fully operational Victorian Era steam locomotives. The engine house is a fully operational machine shop.

On May 10th, 2025 a Commemorative Ceremony will be held to reenact the completion of the nation's first transcontinental railroad. More details can be found at this link: [Special Events - Golden Spike National Historical Park \(U.S. National Park Service\)](https://www.nps.gov/gospe/special-events.htm)





## RAILFANNING— Continued



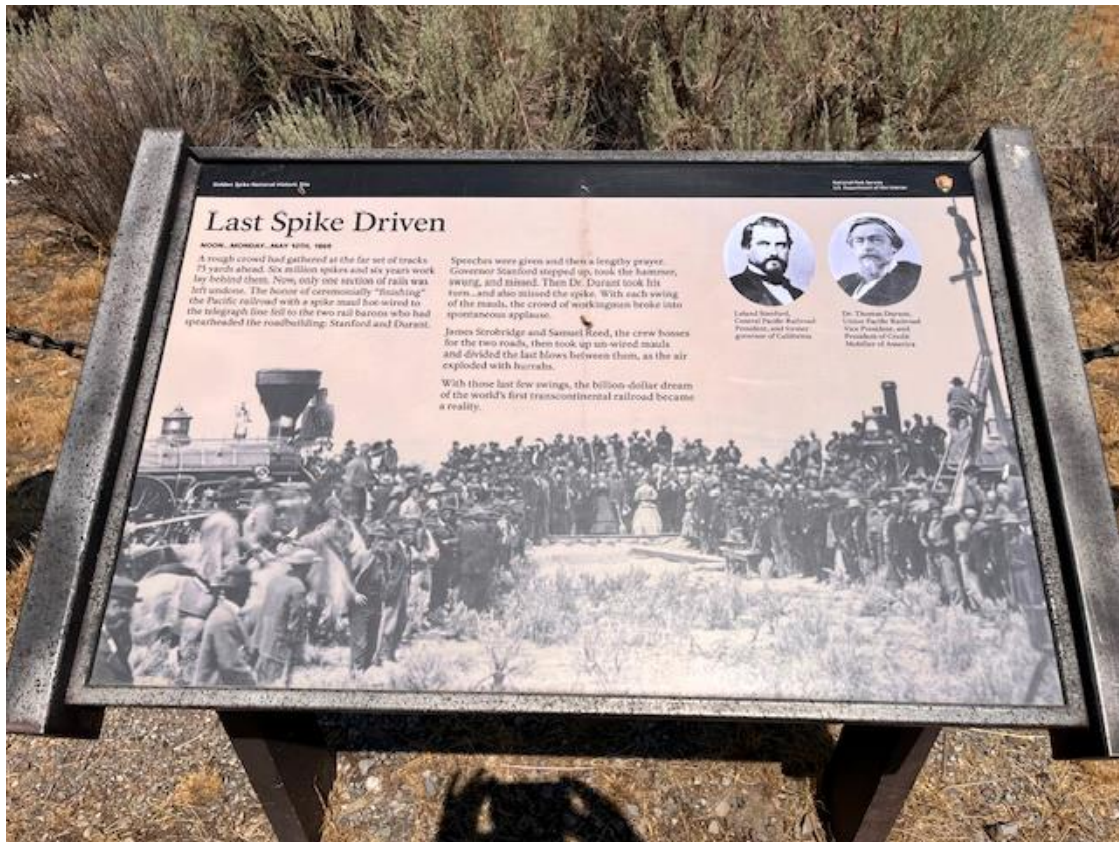
A real treat to see this locomotive run.



The last tie laid to connect the rails.



## RAILFANNING— Continued





## RAILFANNING— Continued



Valve gear below— cab view above right





## RAILFANNING— Continued



Ornate tender above



## RAILFANNING— Continued



The amazing tender artwork.






## **THE BACKSHOP**

### **MODELING PROJECTS AND TIPS**

A quick update on my hand car and shed. The hand car is a printed resin and mixed media kit. It required quite a bit of sanding and all parts need to be primed. In the Sheffield catalog it shows that on narrow gauge hand cars the wheels are under the frame and on standard gauge the wheels are outboard of the frame.



Prototype drawing from the 1895 Sheffield Car Co. catalog.

My progress so far below.







## **THE BACKSHOP**

### **MODELING PROJECTS AND TIPS**

#### **Continued**

The hand car shed is a cast resin kit. I decided to assemble it with doors open so it'll have an interior and floor. The hardest part of assemble is keeping it square.



The wood flooring will be installed next. 1/16" x 3/8" basswood. More next month.



## RAILROAD TRIVIA ANSWER



For railroad signaling, a blue lantern (or a currently a blue sign) displayed on or near a locomotive, car, or train indicates that workers are present on, under, or between the equipment, and it should not be moved or anything coupled to that equipment.

Blue signals are a crucial safety measure to protect workers who are working on or around railroad equipment. The workers themselves are responsible for displaying the blue signals and are the only ones authorized to remove them. Other equipment must not be placed on the same track so as to intercept the view of the blue signals, without first notifying the workmen. Railroad lanterns were used for handheld signaling by engineers, conductors, workers, and station agents during darkness, and flags were used during the day.

Other colors and meanings:

White:	Safe to proceed
Green:	Proceed
Yellow:	Proceed at reduced speed
Red:	Stop or danger ahead



## WEB BYTES

### Links to Resources


Hand car information: [Railroad Handcar Information Site](#)

Good site for large scale decals: [K4 Decals - Decals for Model Railroading – Model Train Decals](#)

Site for decals and detail parts: [Products — Circus City Decals](#)



## BUSINESSES ASSOCIATED WITH OUR CLUB

	<p><b>Jim's Train Sales</b> O &amp; G Gauge New &amp; Used Trains <b>Jim Hendley</b> Etowah, North Carolina 28729 <i>Lionel, MTH, USA Trains, PIKO, LGB Bridgeworks Power Supplies, Bachmann Split-Jaw Rail Clamps, O &amp; G Gauge Track</i></p>
--	---

Garden Railroad Design, New and Used Track  
You can now reach Jim at: [hendleyjim4@gmail.com](mailto:hendleyjim4@gmail.com)  
Or....(828) 333-2523

### A reminder to all our members of the Train Lovers Luncheons:

The **Asheville Train Lovers Luncheon** will be the first Thursday every month from 10am to 2pm at the Hendersonville Depot. Bring trains to run.

The **Greater Greenville Train Lovers Luncheons** are on the first Tuesday of every month at the A&P Restaurant in Greer starting at 11:30 AM.

The **Columbus Train Lovers Luncheons** are held at 12:00 on the Third Thursday of each month at Sully's Restaurant in Columbus.

