

# PGRS TRACKIN'



## The Newsletter of the Piedmont Garden Railway Society

**July 2025**

### **EDITOR'S GREETING**

Greetings and Happy Birthday to our great nation.



I am happy to report my health has improved based on my last visit with the kidney specialist. This means more outdoor time repairing the layout. Thanks to this month's newsletter contributors.



### **OUR CLUB'S MISSION**

**Our mission is to promote and to further the enjoyment of large scale model railroading among its members, their families and their guests, as well as the public at large.**

### **Society Officers**

**Bill Massey – President**  
[coachbillmassey@aol.com](mailto:coachbillmassey@aol.com)  
**Vacant – Vice President**

**Jim Redmond– Secretary / Treasurer**  
[Jim.Redmond@Alumni.Duke.edu](mailto:Jim.Redmond@Alumni.Duke.edu)

#### **BOARD MEMBERS:**

**Jon Bole**  
[Jarabhill@windstream.net](mailto:Jarabhill@windstream.net)  
**Fran Monahan**  
[MargeMonahan2@gmail.com](mailto:MargeMonahan2@gmail.com)  
**Jim Redmond**  
[Jim.Redmond@Alumni.Duke.edu](mailto:Jim.Redmond@Alumni.Duke.edu)  
**Scott Williams**  
[srwavl@outlook.com](mailto:srwavl@outlook.com)  
**Wayne Hamilton**  
[railman1959@aol.com](mailto:railman1959@aol.com)

#### **WEB SITE ADMINISTRATORS**

**Dan Bails**  
[DanBails339@gmail.com](mailto:DanBails339@gmail.com)

#### **NEWSLETTER EDITOR**

**Wayne Hamilton**  
[railman1959@aol.com](mailto:railman1959@aol.com)

#### **SOCIETY WEB PAGE**

[WWW.PIEDMONTGARDENRAILWAY.ORG](http://WWW.PIEDMONTGARDENRAILWAY.ORG)



## CLUB NEWS

Once more the monthly Asheville Train lovers lunch was a ripping success. This is another good reason to remember that the first Thursday of each month is the club open house at Apple Valley Model RR and is available to all PGRS members. You are welcome to bring your trains to the Hendersonville Depot from 10 to 2 pm. Track power is also available.



Dan is not on his phone, he was studying the remote control for a loco. Also notice that the awing was deployed as rain was in the area. Scott Williams will be our host for running trains on July 3rd, so bring a locomotive to run!



## CLUB NEWS - Continued



Scott Williams got a chance to run his “new to him” Bachmann K-27.



I was able to run my battery powered Bachmann Climax. This test run let me see that the Kadee coupler trip pins were too low. A quick trip to the AVMRR club Dremel tool solved the problem. My loco would never beat that K-27 in a race!

## CLUB NEWS - Continued

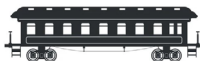


Something different! The Swiss alpine themed town of Helen Georgia has this little train to shuttle visitors around the downtown area. A great town for anniversaries and Valentine's day.

XXX

As always, consider sharing this newsletter with friends who might be interested in our club and if they wish to become members ask them to contact our PGRS Secretary/Treasurer for a membership form or download a form from our website. [Join Us – Piedmont Garden Railway Society](#) or contact:

**Jim Redmond**  
**PGRS Secretary/Treasurer**  
**14 Fountainview Terrace #202**  
**Greenville, SC 29607**






## **CLUB NEWS Continued**

### **2025 Train Show Calendar reminders:**

NMRA [2025 Southeastern Region Convention](#)

[Atlanta Train Show | Terminus Chapter TCA for Model Train Enthusiasts](#)




### **RAILROAD TRIVIA QUESTION**

The world's first model railway was built for a toddler, who was that child and who was their father? The answer is found later in this newsletter.

### **RAIL-FANNING PROTOTYPES TO INSPIRE A GARDEN RAILWAY PROJECT**

Bicentennial Locomotive Paint Schemes




Independence day is just a few days away and next year is our country's 250th birthday. So I have included this month a photo spread of several railroad's tribute to the Bicentennial with patriotic paint schemes on their equipment.

## RAILFANNING— Continued





## RAILFANNING— Continued





## RAILFANNING— Continued





## RAILFANNING— Continued





## RAILFANNING— Continued





## **THE BACKSHOP**

### **MODELING PROJECTS AND TIPS**

This finishes up my build series on the hand cart and shed. These photos also show the interior details and weathering. As a reminder, these are for a diorama and not intended as an outdoor structure. The logging diorama will be photo documented in another build.



## THE BACKSHOP MODELING PROJECTS AND TIPS Continued



I apologize for the poor quality of these photos. I had used my iPhone, which I just happen to have ran over with my tractor last Saturday . I am surprised it works at all.



I do plan to add some interior lighting as soon as some LED's arrive.

XXX

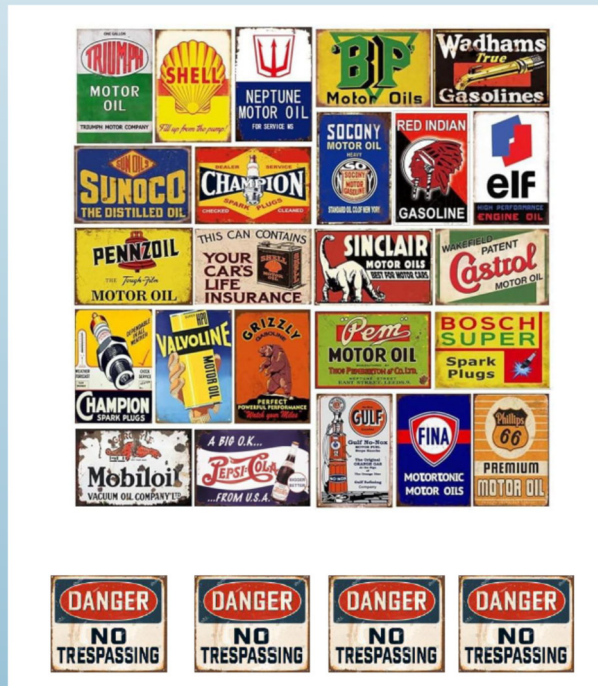


## THE BACKSHOP

### MODELING PROJECTS AND TIPS

#### Continued

If you noticed on the shed project, it has quite a few signs. These are very easy to make. I started by searching the web for vintage signs. Amazon has a lot of examples. Then copying, resizing them, and pasting into a word document. I then did a low resolution print on plain paper to make sure my sign sizes are correct. After a few corrections, they are printed at a high resolution on glossy white photo paper.



The white paper edges can be painted or colored with a Sharpie marker. The photo paper ink needs to be protected with a clear finish. I usually do this after I have cut them to size and mounted them on either a wood or styrene backer. This is done to seal the edges of the photo paper. I use a matte or flat finish such as one by Army Painter or good old Dullcote.

**THE BACKSHOP**  
**MODELING PROJECTS AND TIPS**  
**Continued**

Signs can also be made by creating text boxes in Microsoft Word or Publisher. This method allows the selection of various fonts, the word art feature, and any color. Artwork as shown in the examples below can be added to the text box as well as a border. Company logos can be found on their web sites.



These are for a farm supply building project for my layout.




XXX




**THE BACKSHOP**  
**MODELING PROJECTS AND TIPS**  
**Continued**

If everyone remembers, Bill Huntman is working on a model of an unusual Swayne Lumber Company rotary snow plow. The prototype is pictured below.



This plow rode on old Climax trucks. Here's his progress so far. It's looking great.



**THE BACKSHOP**  
**MODELING PROJECTS AND TIPS**  
**Continued**



The 3D printed plow looks awesome. His next step is to how to mount a 3V motor with a worm gear to drive the rotary plow.

This shows the bearings for the drive shaft to the plow.





## **RAILROAD TRIVIA ANSWER**

In 1859, the first model railway was built for the amusement of Emperor Napoleon III's 3-year-old son at Château de Saint-Cloud. It was featured in the magazine Le Monde Illustré. Its track is in the figure 8 shape, and the curvature of its rails resembles the curves of the railway from Paris to Sceaux. Other features on the train include a station, viaducts, bridges, inclines and ramps, and an engine roughly fifty centimeters wide.

Here are a few other model train facts you may not know:

### **Fact 1. Oldest Model Train Set Located in The Bowes Museum**

The oldest model train set resides in the Bowes Museum in Barnard Castle, County Durham, United Kingdom (UK), and is the creation of John Pease at an unknown date before 1868, according to the Guinness World Records.

### **Fact 2. The Largest Model Train Engine is Thomas the Tank Engine**

According to the Guinness World Records, the largest model railway engine built is the Thomas the Tank Engine character 'James'. It was built by BBC Visual Effects for a 2003 Thomas the Tank Engine tour. It measures 104.05 x 58.59 x 256.69 in. It weighs approximately 1.5 tons.

### **Fact 3. The Longest LEGO Model Train Built Was By 80 Lego Enthusiast**

According to the Guinness World Records, Danish LEGO enthusiast Henrik Ludvigsen and a team of 80 fellow Lego fans known as the Byggepladen built the longest LEGO model train with the track measuring 13,124 ft 2 in. It took roughly six hours to build the track and comprises 93,307 LEGO parts and was built in 2013 by 80 LEGO enthusiasts.

### **Fact 4. The World's Smallest Model Train is a Train Set Within a Train Set**

The entire train set, tracks included, measures a minuscule 0.125 x 0.25 inches and boasts a 1:35,200 scale. It was created by New Jersey, UK train enthusiast David Smith and features a five-carriage train, an oval track, and a village called the James River Branch.

## RAILROAD TRIVIA ANSWER

Fact 5. The James P. Richards Collection Features The Most Model Trains Made By One Person

The Guinness World Records cited that the largest collection of model railway vehicles made by a single person is the James P. Richards Collection. It's owned by the National Railway Museum in York, United Kingdom. Their collection has 610 models that are handmade to scale.

Fact 6. Miniatur Wunderland is the World's Biggest Model Railway

The sheer size of the Miniatur Wunderland in Hamburg Germany is remarkable. It boasts 1,300 trains consisting of 10,000 plus carriages, 100,000 plus moving vehicles, 500,000 lights, 130,000 trees, and 400,000 human figures.

[Zahlen & Fakten | Miniatur Wunderland Hamburg](#)

[Miniatur Wunderland \\*\\*\\* official video \\*\\*\\* largest model railway / railroad of the world](#)

Fact 7. Miniatur Wunderland is also the Most Expensive Model Railway and the World's Longest Train Set

The world's most expensive model railway is the German Miniatur Wunderland. It is valued at a whopping 52,584,222 USD. It's also the world's longest train set at 53,940 ft (16,491 m). It also keeps getting bigger.

Fact 8. Most Expensive Model Train Sold For \$250,000

The single most pricey model train is the Lionel Train sold in 2006 at an auction in America for \$250,000.00.





## WEB BYTES

### Web Links to Resources & Information


[About | Saluda Grade Rail Trail in SC & NC](#)

[How to build wet or dry streams | Garden Railways Magazine](#)

[Planning your garden railway's infrastructure | Garden Railways Magazine](#)



## BUSINESSES ASSOCIATED WITH OUR CLUB

	<p><b>Jim's Train Sales</b> O &amp; G Gauge New &amp; Used Trains <b>Jim Hendley</b> Etowah, North Carolina 28729 <i>Lionel, MTH, USA Trains, PIKO, LGB Bridgwerks Power Supplies, Bachmann Split-Jaw Rail Clamps, O &amp; G Gauge Track</i></p>
------------------------------------------------------------------------------------	--------------------------------------------------------------------------------------------------------------------------------------------------------------------------------------------------------------------------------------------------------------------------

Garden Railroad Design, New and Used Track

You can now reach Jim at: [hendleyjim4@gmail.com](mailto:hendleyjim4@gmail.com)

Or....(828) 333-2523

### **A reminder to all our members of the Train Lovers Luncheons:**

The **Asheville Train Lovers Luncheon** will be the first Thursday every month from 10am to 2pm at the Hendersonville Depot. **Please bring trains to run.**

The **Greater Greenville Train Lovers Luncheons** are on the first Tuesday of every month at the A&P Restaurant in Greer, SC starting at 11:30 AM.

The **Columbus Train Lovers Luncheons** are held at 12:00 on the Third Thursday of each month at Sully's Restaurant in Columbus, NC.

